

Wednesday, September 18

# Measuring the DNS in Latin America and the Caribbean: Towards the development of regional indicators

**APTLD86**

Rocío de la Fuente

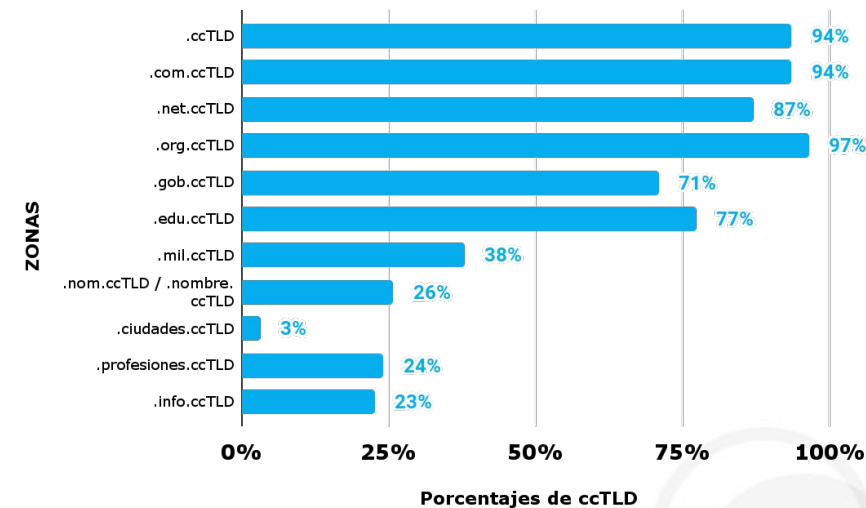
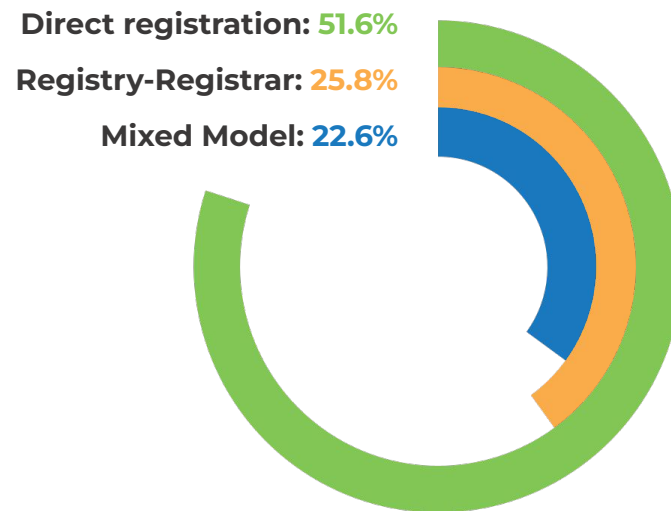
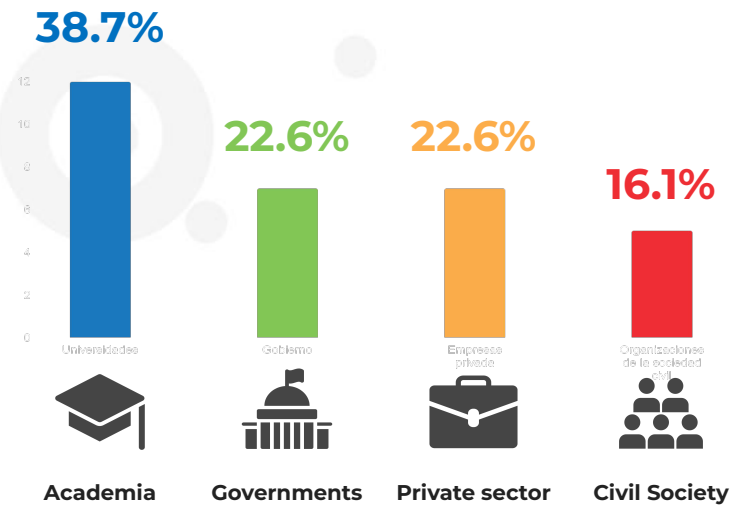


# About the project

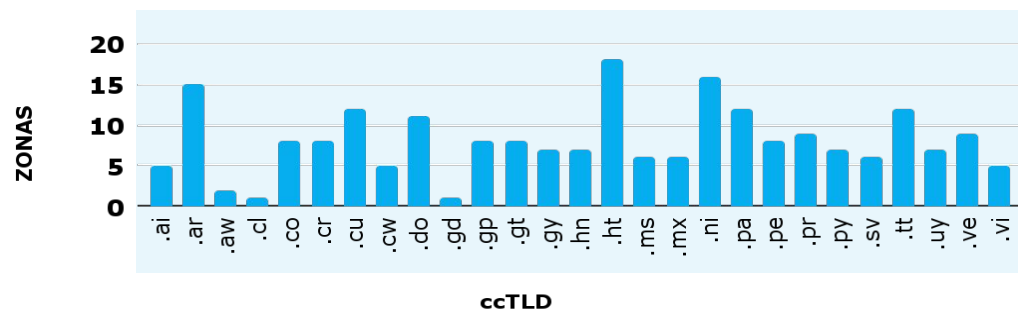
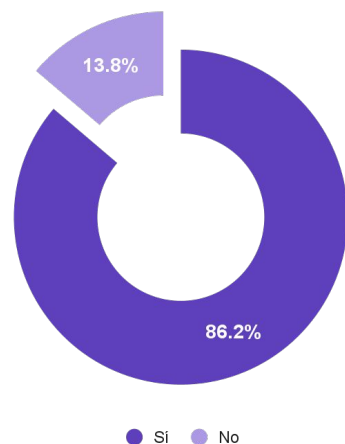
---

- LACTLD together with the DNS Research Federation (DNSRF) and NIC Chile Labs conducted a study to measure and analyze the main characteristics and trends of the DNS ecosystem in the LAC region, with a focus on the ccTLD community.
- The study examines: domain market players; ccTLD operating models; zones and registration levels available to registrants; and a set of aggregate indicators on the evolution of domain registration rates in the ccTLDs of the LAC region.
- This project aims to:
  - fill a gap in the spectrum of information available on the DNS in the LAC region,
  - improve the data culture and measurement efforts in the LACTLD community,
  - offer findings that add value to the LAC ccTLDs and the regional ecosystem.

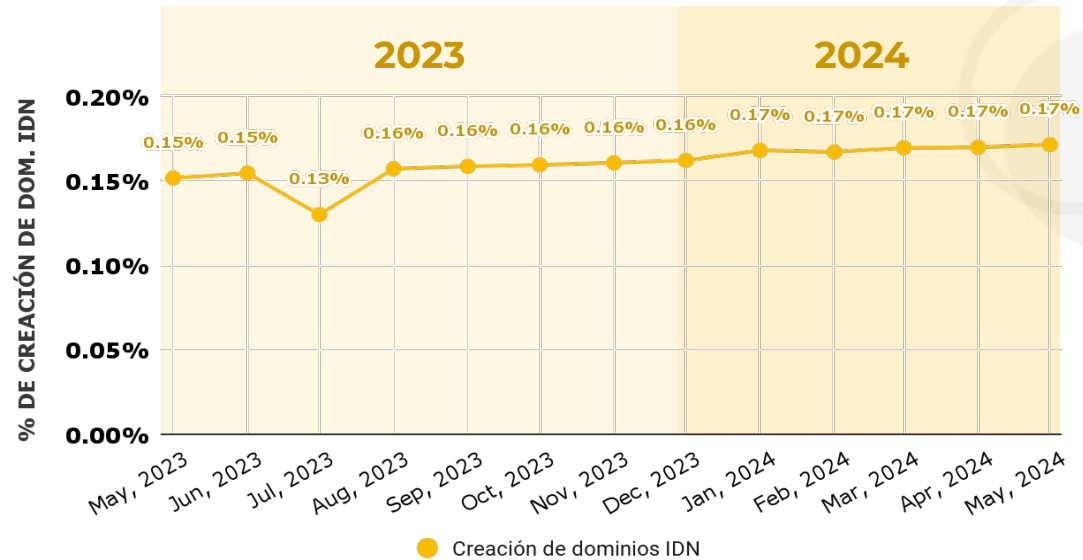
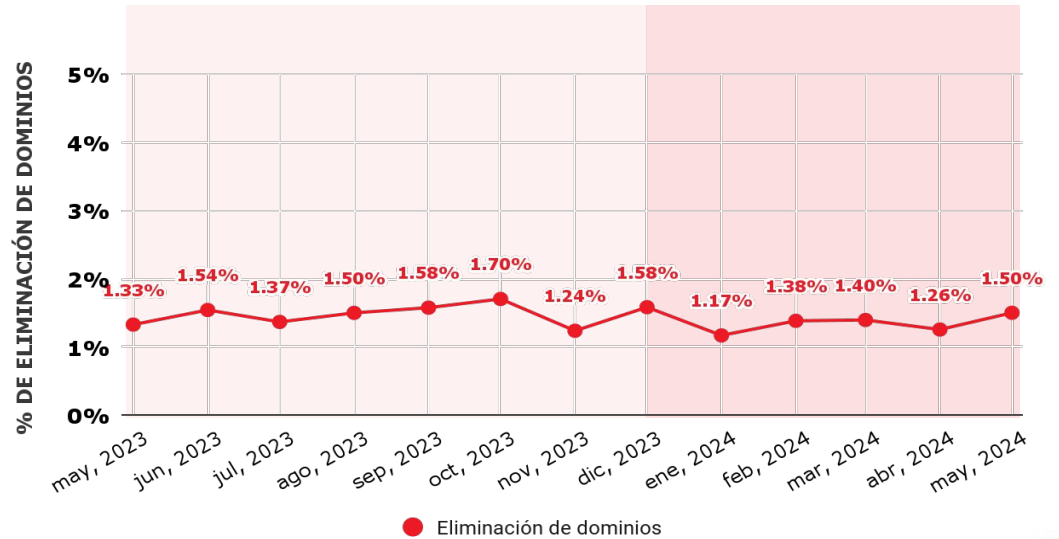
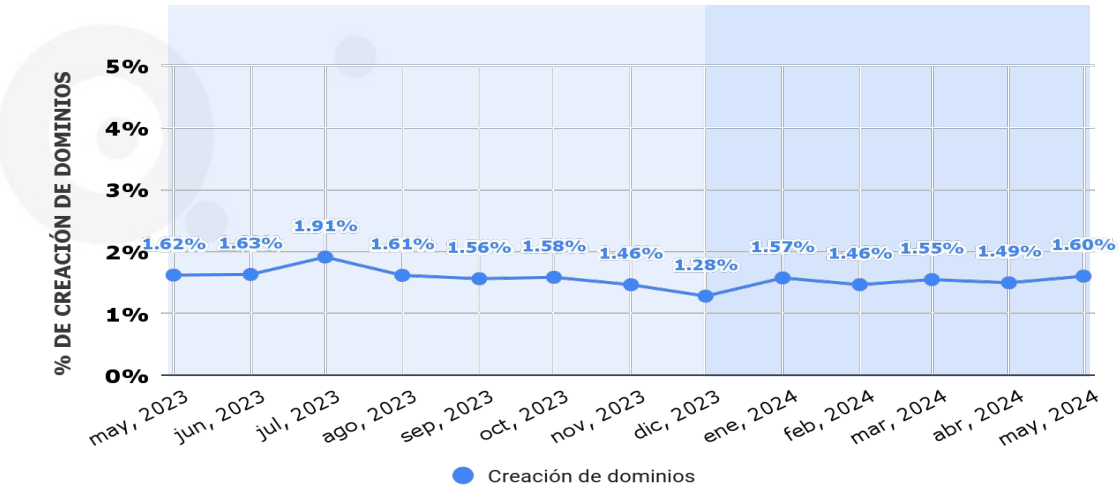
# Indicators on the domain name market in LAC



Registration at the second and third levels



# Indicators on domain name registration in LAC



# Findings

---

- ccTLDs, in most cases, are the main and only TLD registries with a presence in the countries and territories of the region; gTLD registries are absent in most of the LAC countries.
- The organizational model operating in most cases is academic: 38.7% of LACTLD member are managed by universities.
- The direct registration model is still predominant in more than 50% of the ccTLDs that are members of LACTLD.
- LAC ccTLDs are commercialized by at least 42 registrars (ICANN accredited and non-ICANN accredited).
- 75% of LACTLD ccTLD members have between 5 and 18 zones open for domain name registration. The 4 most common zones are: .ccTLD; .com.ccTLD; .net.ccTLD; .org.ccTLD. These zones are available in more than 85% of the ccTLDs.

# Findings

---

- The second and third levels are open and available for domain name registration in 86.2% of the LAC ccTLDs.
- As of June 2024, there were a total of 12,197,293 domain names registered in LACTLD ccTLD members.
- Between January 2018 and June 2024, the average year-on-year growth rate has been 5.71%. It should be noted that domain registration rates increased significantly during the COVID-19 pandemic.
- Between May 2023 and May 2024, the monthly domain creation rate was slightly above the monthly deletion rate.
- Monthly IDN creation rates ranged from 0.13% to 0.17%. These rates still represent a significantly low value in relation to the overall domain creation levels.

# Thank you

---

Rocío de la Fuente  
[rocio@staff.lactId.org](mailto:rocio@staff.lactId.org)

